



- HOME
- ABOUT KLEIN
- WHERE TO BUY
- WHAT'S NEW @ KLEIN
- ONLINE CATALOGS
- KLEIN BRAND MERCHANDISE
- KLEIN LITERATURE
- EVENTS
- SUPPLIER EXTRANET
- DISTRIBUTOR ACCOUNT SERVICE



## OPE Online Catalog

HOME

Select a Category

GO

### OPE ORDERING PROCEDURES

[Product Index](#) > [Lineman's Body Belts](#) > [Lineman's Climbing Equipment & Harnesses](#) > [5249N](#) > [OPE Ordering Procedures](#)

#### Body Belt Ordering Procedure


The catalog number used to order a Lineman's Body Belt is made up of specific parts. Each part of the number refers to a component or component size. The following is a typical example of a catalog number: 5278N-24D



Use the following ordering procedure to properly identify and select each component in order to create a catalog number for your Lineman's Body Belt.

**1. Know the job and regulations** governing performance requirements for the equipment needed.

**2. Select the belt style.** Klein lineman's body belts are available in a choice of full-floating, semi-floating, and fixed styles, and feature the choice of belt pad size. All Klein lineman's body belts have chrome-tanned leather cushions for greater comfort. Full-floating belts allow lateral movement of the D-rings during use. Semi-floating and fixed-style belts allow no lateral movement of the D-rings.



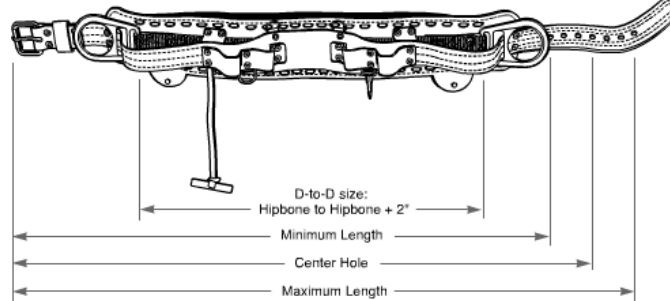
Size your body belt using a tape measure (Figure 1). To obtain the correct D-to-D (D-ring to D-ring) size, measure around the back from hipbone to hipbone and then add 2" (51 mm).

Figure 1

**3. Select the proper belt size.** The comfort of a lineman's belt depends on the construction of the belt and the location of the D-rings. The D-rings should be located about 1" (25 mm) in front of the hip bones.

**Never order Klein lineman's body belts by waist size. Always order Klein lineman's body belts by the desired distance between D-rings.**

The Lineman's Belt Sizing Table (shown below) contains more information on selecting the proper belt size. For non-standard sizes, please call the Klein Tools Sales Department at 1-800-553-4676.



#### Lineman's Belt Sizing Table\*

D-to-D	18D	19D	20D	21D	22D	23D	24D	25D	26D	27D	28D	29D	30D
Distance**	(46)	(48)	(51)	(53)	(56)	(58)	(61)	(64)	(66)	(69)	(71)	(74)	(76)
Minimum Length	32 (81)	33 (84)	34 (86)	36 (91)	37 (94)	38 (97)	40 (102)	41 (104)	42 (107)	44 (112)	45 (114)	46 (117)	47 (119)
Center-Hole Distance	36 (91)	37 (94)	38 (97)	40 (102)	41 (104)	42 (107)	44 (112)	45 (114)	46 (117)	48 (122)	49 (124)	50 (127)	51 (130)
Maximum Length	40 (102)	41 (104)	42 (107)	44 (112)	45 (114)	46 (117)	48 (122)	49 (124)	50 (127)	52 (132)	53 (135)	54 (137)	55 (140)

\*\* All measurements are listed in inches and (cm). This table shows the maximum and minimum lengths and center-hole distances for the full range of standard D-to-D measurements. A belt sized for the proper D-to-D size will fit correctly with buckle tongue engaged in the center hole.

\*\* Non-standard D-to-D sizes can be special ordered; please call the Klein Tools Sales Department at 1-800-553-4676.

#### Harness Ordering Procedure

The catalog number used to order a Lineman's Harness is made up of specific parts. Each part of the number refers to a component or component size. The following is a typical example of a catalog number: LH5278-24-M



For more information or to place an order, please contact Supply Solutions at 866-978-7759. Courtesy of Klein Tools.



In addition to the body belt ordering procedure to determine D-to-D Size, use the following guidelines to properly identify and select the Lineman's Harness catalog number.

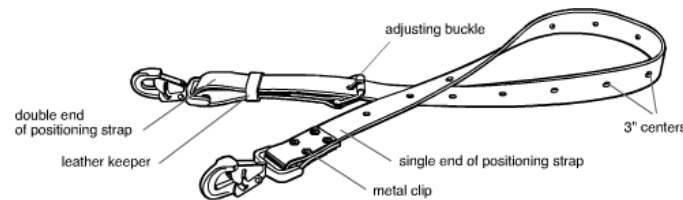
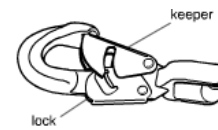
**Selecting the Proper Harness Size.** Harnesses are available in standard sizes of medium or large. The D-to-D size for your belt normally determines the harness size (see below). If a different size is needed, alter this part of the catalog number. If you need a non-standard size harness, please call the Klein Tools Sales Department at 1-800-553-4676.

D-to-D Size	Harness Size
Up to 26 inches (6.6 cm)	Medium
27-30 inches (6.8 - 7.6 cm)	Large

### Positioning Straps Ordering Procedure

Depending on your application, choose a positioning strap that allows you to work at arms' length from the pole or other positioning anchorage. Lineman's Positioning Straps are adjustable and available in five sizes. For more information, see the following chart:

Catalog Number	Maximum Length	Minimum Length	Adjustable Range
KL5295-L	5'8" (1.7 m)	3'10" (1.17 m)	1'10" (0.5 m)
KL5295-6L	6' (1.8 m)	4'3" (1.3 m)	2'3" (0.7 m)
KL5295-6-6L	6'6" (2.0 m)	4'3" (1.3 m)	2'3" (0.7 m)
KL5295-7L	7' (2.1 m)	4'6" (1.35 m)	2'6" (0.8 m)
KL5295-8L	8' (2.4 m)	5'6" (1.7 m)	2'6" (0.8 m)



For questions regarding Klein Tools, please use the [Contact Klein Tools](#) page. For questions regarding Klein Tools' policy regarding the use of this site, please see our [Legal Notice/Privacy Statement](#).



For more information or to place an order, please contact Supply Solutions at 866-978-7759. Courtesy of Klein Tools.