

# ORL-55 SMART Optical Return Loss Meter

## A SMART, Future-Proof Optical Return Loss Meter



### 3 in 1

**Return loss meter  
+ Power meter  
+ Laser source**

**= ORL-55**

#### Key Features

- High-precision ORL testing at 2 or 3 wavelengths (singlemode 1310, 1490, 1550, 1625 nm)
- Three instruments in one: return loss meter/power meter/laser source
- TRIPLEtest function for simultaneous measurements at three wavelengths in real time
- Auto-zeroing function (patent pending) for increased measurement accuracy
- Internal data storage and PC software enables efficient documentation and accurate reporting
- Built-in real-time clock
- New** • Visual fault locator option at 635 nm
  - Economical option for fiber tracing, routing, and continuity checking
  - Universal push-pull adapter 2.5 mm (1.25 mm adapter optional)
- New** • Host USB data storage option
  - Unlimited result storage capacity via USB memory sticks
  - Easy and quick data transfer of stored measurement results

#### JDSU's SMART optical handhelds go beyond the basics

With the world's most complete portfolio of more than 100,000 optical handhelds already in use, JDSU introduces a new line of SMART optical handhelds to help your network graduate to the next level of performance. JDSU's SMART optical handhelds encompass a new, intelligent, and next-level product line for testing all optical signals and systems, including broadband, PONs, Gigabit Ethernet, and CATV.

All of JDSU's SMART optical handhelds provide:

- An extended number of calibration wavelengths for the highest performance range in the industry.
- The SMARTStar graphical user interface for fast, easy, and straightforward operation.
- The SMARTEnergy power supply management system.
- The SMARTBag with neck strap allowing for the use of both hands in the field.
- A USB port for remote operation as well as easy Microsoft® Excel®-based report generation and analysis.
- Traceable measurements to international standards for confidence in accuracy.
- A robust, shock-proof, and splash-proof design for field operation.
- Quick start operation, requiring no warm-up time and reducing testing time.
- Four-way powering mechanism.

The new **ORL-55 SMART Optical Return Loss Meter** is a high-performance, easy-to-use instrument for field, laboratory, and production use. It combines three different functions in one field-optimized instrument, including an optical return loss meter, an optical power meter, and a triple-wavelength laser source.




OCK-10 Optical Connector Cleaning Kit



OIM-400 Fiber Microscope



Optical adapters (BN 2150) for laser source output




Worldwide compatible AC adapter/charger (SNT-121A)

Three lasers with built-in optical isolators are combined to the angled optical output (APC), providing easy return loss measurements without the need of external normalization. High-precision fiber couplers and an auto-zeroing function (patent pending) guarantee outstanding measurement accuracy.

JDSU's **TRIPLEtest** function enables measurements at three wavelengths simultaneously by using sophisticated digital signal processing. The results for all three wavelengths are shown simultaneously on a large illuminated graphical display. This unique functionality reduces test times by up to 70% and avoids inaccurate measurements from incorrect instrument settings.

Internal data storage of up to 1000 results, including information about date and time of the measurements, in conjunction with JDSU's complementary Optical Fiber Assistant Software (OFS-355), provide easy documentation and test report generation.



Group		Meas	Date	Time	λ1 nm	Level @ λ1	Unit	λ2 nm	Level @ λ2	Unit
1	1	22	Sep. 2005	10:41:49	1310	14,23	dB	1550	14,11	dB
1	2	22	Sep. 2005	10:42:56	1310	35,18	dB	1550	34,89	dB
1	3	22	Sep. 2005	10:43:16	1310	14,23	dB	1550	14,11	dB
1	4	22	Sep. 2005	10:44:00	1310	35,18	dB	1550	34,89	dB
1	5	22	Sep. 2005	10:45:09	1310	15,63	dB			
1	6	22	Sep. 2005	10:46:14	1550	18,58	dB			
1	7	22	Sep. 2005	10:47:14	1310	14,22	dB			
1	8	22	Sep. 2005	10:48:32	1550	16,32	dB			

**Specifications**

Modes	return loss, power meter, laser source
TRIPLEtest	real-time simultaneous testing and display of measurement results at three wavelengths
Data storage	up to 1000 results with date and time info
Built-in real-time clock	
Data readout/ remote control	via a USB interface
Modulation detection	270 Hz, 1 kHz, 2 kHz
Auto-lambda ( $\lambda$ ) detection <sup>(1)</sup>	with any JDSU Optical Laser Source

**Display**

High visibility, 128 × 64 dots with back-light.

**Optical connector**

Optical connector	SM, APC-type
Adapters	interchangeable for LC, SC, FC, ST, DIN

**Power supply**

Integrated fast battery charging function (2 hours)

**Four-way powering mechanism**

AA dry battery
AA NiMH
AC
USB

**Calibration**

The recommended recalibration interval is 3 years.

**Ambient temperature**

Nominal range of use	-10°C to +55°C
Storage and transport	-40°C to +70°C

**Dimensions and weight**

W × H × D approximately	95 × 60 × 195 mm (3.74 × 2.36 × 7.68 in)
Weight approximately	500 g (1.1 lb)

**Memory**

Data memory	1000 measurement results
Data readout remote control (via cable K804)	client USB interface
USB data storage (option)	via host USB interface

**Return loss meter**

Selectable wavelength options <sup>(2)</sup>	1310/1550 nm 1310/1490/1550 nm 1310/1550/1625 nm
Spectral width (RMS)	<5 nm
Display range	0 dB to 70 dB
Measurement range	0 dB to 60 dB
Measurement accuracy <sup>(3)</sup>	± 0.7 dB (0 dB to 50 dB) ± 0.9 dB (50 dB to 60 dB)
Resolution	0.01 dB

**Power meter**

Wavelength range	1260 to 1650 nm
Factory-calibrated wavelengths	1310/1550/1625 nm
User-calibrated wavelength	in 1 nm intervals from 1260 to 1650 nm
Photo detector	Germanium (GE)
Display modes	dB/dBm/W
Display range <sup>(4)</sup>	-70 to +6 dBm
Maximum input level	+6 dBm
Resolution	0.01 dB, 0.001 $\mu$ W
Measurement accuracy <sup>(5)</sup>	± 0.4 dB

**Laser source**

Selectable wavelength options <sup>(2)</sup>	1310/1550 nm 1310/1490/1550 nm 1310/1550/1625 nm
Spectral width (RMS)	<5 nm
Maximum output power <sup>(6)</sup>	-3 dBm
Adjustable attenuation	0 to 7 dB
Stability <sup>(7)</sup>	± 0.02 dB
Operating modes	Continuous wave (CW), modulation 270 Hz, 1 kHz, 2 kHz, Auto-lambda ( $\lambda$ ) <sup>(1)</sup>

(1) Signal coding for automatic wavelength detection (only available with JDSU SMART power meters)

(2) ± 20 nm typically, at maximum output power

(3) At ambient temperature range 20°C ± 3 K, 0 to 50 dB

(4) -50 dBm in multi-wavelength mode

(5) At -20 dBm CW at factory-calibrated wavelengths, with DIN connector, 23°C ± 3K

(6) CW signal, T = 23°C ± 3 K, at 1490 nm = -6 dBm

For modulated signals, average output level reduced by 3 dB

(7) Temperature range -10°C to +55°C,  $\Delta$ T = ± 0.3 K, within 15 min

**Ordering information**
**Ordering number Instrument**

BN 2287/21	ORL-55 SMART Optical Return Loss Meter 1310/1550 nm
BN 2287/22	1310/1490/1550 nm
BN 2287/23	1310/1550/1625 nm

**Ordering number Option**

BN 2252/90.10	Visual Fault Locator
BN 2277/90.06	USB Data Storage (memory stick not in scope of delivery)

**OFS-355 Optical Fiber Assistant Software**

Free documentation software (available on [www.jdsu.com](http://www.jdsu.com))

**Ordering number Accessories**


BN 2150/00.xx	Optical adapter DIN, FC, SC, ST, LC types
BN 2229/90.21	OCK-10 optical connector cleaning kit
BN 2252/01	OVF-1 visual fault locator
BN 2229/90.07	Optical cleaning tape
BN 2229/90.08	Spare tape for optical cleaning tape
BN 2237/90.02	NiMH cells, Mignon/AA, 1.2 V (4 required per instrument)
BN 2277/90.01	SNT-121A universally compatible AC adapter
K804	USB connection cable
BN 2277/90.02	MT-1S belt bag for one instrument
BN 2126/03	MT-2S soft bag for two instruments
BN 2126/04	MT-3S soft bag for three instruments
BN 2093/31	MK-3S hard case for three instruments
BN 2287/90.01	Calibration report

**Accessories for visual fault locator option**

BN 2252/02 Adapter for 1.25 mm UPP



S3122 Adapter from 2.5 mm UPP to LC (1.25 mm)



Detailed information regarding test adapters, cables, and fiber optic sleeves can be found in a separate datasheet entitled "JDSU Fiber Optic Test Adapters and Cables".

All statements, technical information and recommendations related to the products herein are based upon information believed to be reliable and accurate. However, the accuracy or completeness thereof is not guaranteed, and no responsibility is assumed for any inaccuracies. The user assumes all risks and liability whatsoever in connection with the use of a product or its applications. JDSU reserves the right to change at any time without notice the design, specifications, function, fit or form of its products described herein, including withdrawal at any time of a product offered for sale herein. JDSU makes no representations that the products herein are free from any intellectual property claims of others. Please contact JDSU for more information. JDSU and the JDSU logo are trademarks of JDS Uniphase Corporation. Other trademarks are the property of their respective holders.  
© 2007 JDS Uniphase Corporation. All rights reserved. 30137211 002 1107 SMART-ORL55.DS.FOP.TM.AE

**Test & Measurement Regional Sales**

<b>NORTH AMERICA</b> TEL: 1 866 228 3762 FAX: +1 301 353 9216	<b>LATIN AMERICA</b> TEL:+55 11 5503 3800 FAX:+55 11 5505 1598	<b>ASIA PACIFIC</b> TEL:+852 2892 0990 FAX:+852 2892 0770	<b>EMEA</b> TEL:+49 7121 86 2222 FAX:+49 7121 86 1222	<b>WEBSITE: <a href="http://www.jdsu.com">www.jdsu.com</a></b>
---	--	---	---	--